

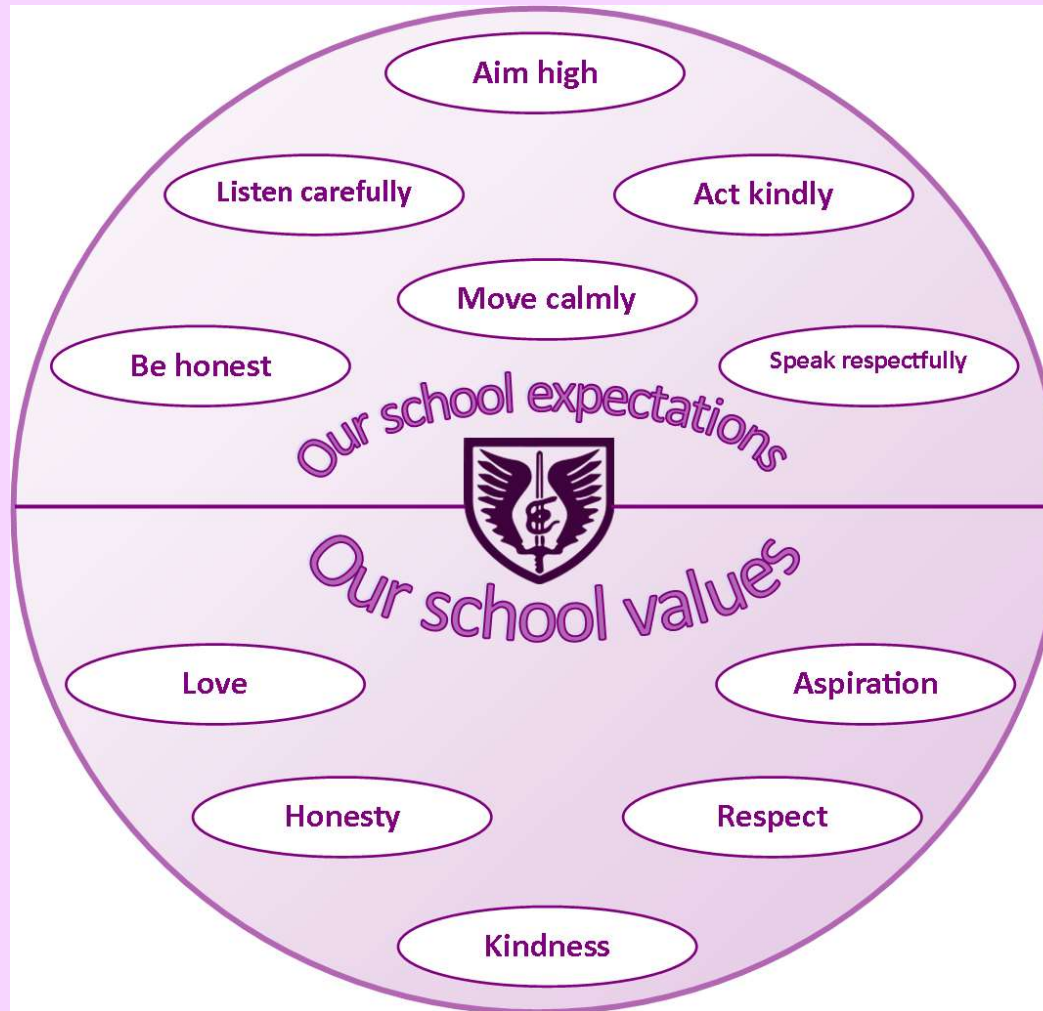


# Welcome to Year 5

Mr Crowther

Miss Sheppard, Mr Turner and Ms Lavelle

# Our school expectations and values




# Year 5

## Yearly topic map

<p><u>Autumn 1</u></p> <p>Geography: Mountains Science: Forces</p>	<p><u>Spring 1</u></p> <p>Geography: Rivers Science: Properties of Materials, Animals including Humans</p>	<p><u>Summer 1</u></p> <p>Geography: Caribbean Science: Reproduction (statutory), Reversible and Irreversible Changes</p>
<p><u>Autumn 2</u></p> <p>History: Ancient Greece Science: Space and Global Warming</p>	<p><u>Spring 2</u></p> <p>History: World War 2: The Battle of Britain Science: Animals including Humans, Life Cycles</p>	<p><u>Summer 2</u></p> <p>History: Windrush Science: Plastic Pollution, Reproduction (statutory)</p>

<u>Trips and other events</u>		
<p><u>Autumn</u></p> <p>Autumn 2 British Museum trip (Wednesday 27<sup>th</sup> November 2024)</p>	<p><u>Spring</u></p> <p>Swimming (Wednesday afternoons) Trip related to WW2 topic.</p>	<p><u>Summer</u></p> <p>Ranelagh Science experience day</p>

# Year 5 Autumn 1 topic map

<p><b>English</b> Our writing will include a narrative set from the POV of a mountain climber, and creating a set of instructions to support someone planning to climb a mountain. We are reading <i>Who Let the Gods Out?</i> By Maz Evans during our VIPERS/Whole Class Reading Sessions</p>	<p><b>Geography</b> We will discuss the location, formation and climate of mountains across the world, and the people who live there.</p>	<p><b>Music</b> We will listen to, perform and sing the Bon Jovi song <i>Livin' on a Prayer</i>. With a focus on beat, rhythm and melody.</p>	<p><b>RE</b> Our topic is <i>How do Rites of Passage shape the lives of different Christians?</i>  We will focus on baptism as a Christian rite of passage, while also discussing other rites of passage which people of the Christian faith, other faiths or no faith might experience.</p>
<p><b>Maths</b> We will start Year 5 with a focus on Number and Place Value, including Roman numerals. We will also begin work on the four operations (addition, subtraction, multiplication and division). We will keep up our focus on the multiplication tables ,which the children worked so hard on in Year 4, through the use of low-stakes weekly tests.</p>	<p><b>PSHE</b> Our first topic is Families and Relationships. This focuses on being a good friend, discussions around family life (including marriage), bullying and gender, race and religion stereotypes.</p>		<p><b>Computing</b> The children will investigate computer systems – inputs, processes and outputs – in the context of common technology such as washing machines, online shopping and traffic lights.</p>
<p><b>Spellings</b> We complete daily spellings tests, using the Spelling Shed list for that week.  Children should practise their spelling words on paper, on the website or both(!).</p>	<p><b>Science</b> Our first topic in Science is Forces. We will talk about gravity, friction and air resistance.  We will then develop this Physics focus with a topic of Earth and Space.</p>	<p><b>French</b> We will investigate compass points and the giving of directions in French. This will lead into discussions of where in the world French is spoken.</p>	<p><b>Class Reading Book</b> At the end of each day, we will read from <i>Percy Jackson: the Lightning Thief</i> by Rick Riordan.  This addresses ideas of Ancient Greek mythology which will be a focus for us next half term.</p>


# How to help at home

- Make sure your children arrive at school: on time, well rested, fed and ready for a day of learning.
- Help your child appreciate the real-world application of Maths concepts - including through shopping, distances while travelling and the use of timetables when using the train or bus.
- Support your children with their home learning through regular practice and encouraging them to take the lead.
- Take time to play and relax with your children. We work them hard during the day and time to play and be together is one of most invaluable learning opportunities you can provide.

## KS2

### How to help with reading at home

- Read to and with your child. Encourage a love of reading and create spaces for children to enjoy reading, sharing and comparing books.
- Listen to your child read often, particularly supporting in decoding unknown words, understanding new vocabulary and summarising what they have read.
- This is really important throughout a child's primary education, even when they are able to read independently.
- Ask questions using the VIPERS technique to check understanding.
- When working on sight vocabulary, flash cards are very useful.
- Please update your child's reading record at least weekly.
- Do not forget the power of reading to your child!





KS2

## TTRS, Numbots and Spelling Shed

Last year, we had a focus on times tables, culminating the Year 4 Multiplication Tables Check. This year, the focus on times tables will continue as they are fundamental to many areas of Maths.

Each pupil has a login for Times Tables Rockstars (and Numbots), please ask if it has been forgotten so we can give a reminder.

Spellings are set weekly and these can be accessed through the Spelling Shed website, or on the school website.

Please ask if you need a login reminder.



# Optional Homework Grid

## Year 5 Autumn Term 1 – Topic: Mountains

					
<p>What is an avalanche? Find out what they are and how they happen.</p> <p>Think of a creative way to present your findings.</p>	<p>Write a fact file about a famous mountain range.</p> <p>Include subheadings to separate the information.</p>	<p>Imagine you are going to climb a mountain.</p> <p>Research, draw and label the equipment and clothing you would take with you,</p>	<p>Write a rap or poem giving advice on how to respect mountain environments.</p>	<p>Using any media (paint, pastels, junk modelling, etc.) create a realistic mountain scene.</p>	<p>Make a model of a mountain.</p> <p>Ensure it is 3D and includes the layers/biomes of the mountain.</p>
<p>Write an acrostic poem about a mountain.</p>	<p>Use a map to locate different ski resorts around the world.</p>	<p>Research Sir Edmund Hillary and write about his expedition and the moment he reached the summit of Mount Everest.</p>	<p>Create a brochure to advertise a ski resort.</p> <p>Include sections on all the things which can be found there. Remember to be persuasive.</p>	<p>Write a mythical yeti story, including your own fantasy characters.</p> <p>Describe the setting using a range of adjectives.</p>	<p>Create a meal plan for a mountain climber.</p> <p>Think of what would give the most energy, the equipment they might have available and how to keep the food safe to eat.</p>
<p>Come up with your own project ideas too!</p>	<p>Online Homework websites (see Mr Crowther for logins).</p> <p>Daily Reading.</p>	<p>Please record your child's reading in their reading record.</p> 	 <p>Spelling Shed</p>	 <p>NUMBOTS</p>	 <p>TIMES TABLES ROCK STARS</p>

## **General Information, Equipment and Resources**

- Ensure that children have the appropriate school uniform for the day and weather. Long hair should be tied back. Coat if there is a chance of rain!
- Children are asked to wear P.E. uniform on P.E. days – plain black, grey, navy or purple clothing and dark trainers please – not white, heavily branded or team football kits. Any earrings should be removed or covered.
- P.E days: Tuesday (outdoors – weather permitting) and Friday (indoors).
- Reading books to be brought in daily.
- Water bottles daily. Water only - No squash, fizzy or energy drinks.
- Bags – Only small bags/ book bags are needed. Pencil cases to be brought in, please make sure they are small.

# General Information, Equipment and Resources

## What You Should Bring In

- Your pencil case should contain the following items, named or initialled: - Plain Colour or Translucent Standard Pencil Case
- HB Writing Pencils
- **Blue** Ink Handwriting Pens (Berol or Staedtler are recommended)
- Glue Stick
- Black Ink Whiteboard/ Dry wipe Pens
- 30cm Ruler (or folding version)
- Sharpener
- Purple Ink Biro
- Yellow and Green Highlighter
- You should also have an A4 plastic folder to hold your Reading Record, Reading Book and Home Learning in. Letters can also come to and from school in this.
- Children might also like to bring in some inexpensive colouring pencils. Colouring pens can come into School, but they will need to stay in your child's bag.

## Other Information

- Snack time – should be a healthy snack/ fruit only.
- Please be mindful of the quantity/ volume of food and allergies.
- We are a **nut-free school** - please check ingredients lists and avoid all chocolate.
- Please ensure you have updated the office with up to date medical details, allergies, dietary requirements details and in-date medication.
- Attendance at school is of critical importance – there is a direct correlation between school attendance and pupil achievement.

## How to contact us 😊

Please contact the school office either in person, by telephone or email.

If you are able to give a short context to the request this can help plan out time to contact you.

01344 420878

[secretary@stmicheast.co.uk](mailto:secretary@stmicheast.co.uk)

Any questions?

Thank you

