



## Home Learning - Year 1, Autumn 1 2025

If your child would like to share any of the below activities with their teacher, these can come in to school for show and tell or be emailed to [secretary@stmicheast.co.uk](mailto:secretary@stmicheast.co.uk)

### Phonics, Spelling and Reading







- We'd love for you to enjoy some reading time with your child each day. Take a moment to chat about the story, look at the pictures together, and ask a few questions – even a couple of pages makes a big difference! Don't forget to jot a note in their reading diary when you've listened to them read 😊. Your child's reading books will be changed every Wednesday this half term.
  - We'll send home the phonics focus sound each week as well as the new Red words.
  - Spellings can be practiced through Spelling Shed – a fun way to build confidence!

### Maths

- We'd really appreciate it if you could use Numbots and Times Tables Rock Stars (TTRS) at home to help your child practise their maths skills. These are fun and engaging ways to build confidence with numbers!

### Creative Home Learning Projects

Please find below a number of projects which the children are invited to choose from if they wish to complete in addition to the above.

<p>Creative</p>	<p><b>Design a castle</b> – Draw or build your own castle. When building a castle you could use boxes, Lego, craft materials or even cake! You could label the parts (tower, moat, drawbridge). Present as a poster or model or photo.</p> 	 <p><b>Dragon</b> – Draw paint or even sculpt a dragon. What colours can you use? What does your dragon look like? Can you tell a friend or grown-up about your dragon? Maybe you could give your dragon a name too.</p>	<p><b>Design and make a crown, Flag or shield.</b></p> 
<p>Maths</p>	<p><b>Count the shapes</b> – How many rectangles, squares, and circles can you find in pictures of castles? You could record your findings in a chart.</p>	<p><b>Measure your castle</b> – If you build one, measure its height using a ruler or blocks.</p>	<p><b>Castle numbers</b> – Write numbers on flags for your castle. Can you put them in order?</p>
<p>Literacy</p>	<p><b>Why do castles have high walls?</b> – Discuss with an adult.</p> 	 <p><b>Questions</b> – Prepare a set of questions you might like to ask someone who lived in a castle a long time ago.</p>	<p><b>Write or tell a story</b> – A knight and a dragon meet in a castle. What happens next? You could make a comic strip, a mini book, a picture book or even an audio book.</p>
<p>Research</p>	<p><b>Imagine you are a knight</b> – What would you wear? What would you do?</p> 	<p><b>Who lived in castles?</b> – Investigate the different sorts of jobs there may have been in a castle. You could present the information as a labelled picture, short report, models made of playdough or even Lego! Be as creative as you like.</p>	<p><b>Castle timeline</b> – Find out when castles were first built. You could record it on paper or even a 3D representation.</p> 